



Psst... don't forget to
use the Companion app
to join this lesson.

Understanding themes in literature

'Because of Winn-Dixie' by Kate DiCamillo



Learning objectives:

Identify the main events, characters, and settings in a story.

Explain the central theme of the story using text evidence and annotations.

Compare your ideas to those of other readers and reviews.

Collaborate with other learners to create a summary of your learning.

What is your current understanding of these objectives? **Create a document to show your current understanding and 'throw' this to the board. Use the template on the next slide and 'throw' your answers to the board.**

For each learning objective, fill in the gap with one of the following; unconfident, confident or very confident.

Identify the main events, characters, and settings in a story.

I feel at doing this independently.

Explain the central theme of the story using text evidence and annotations.

I feel at doing this independently.

Compare your ideas to those of other readers and reviews.

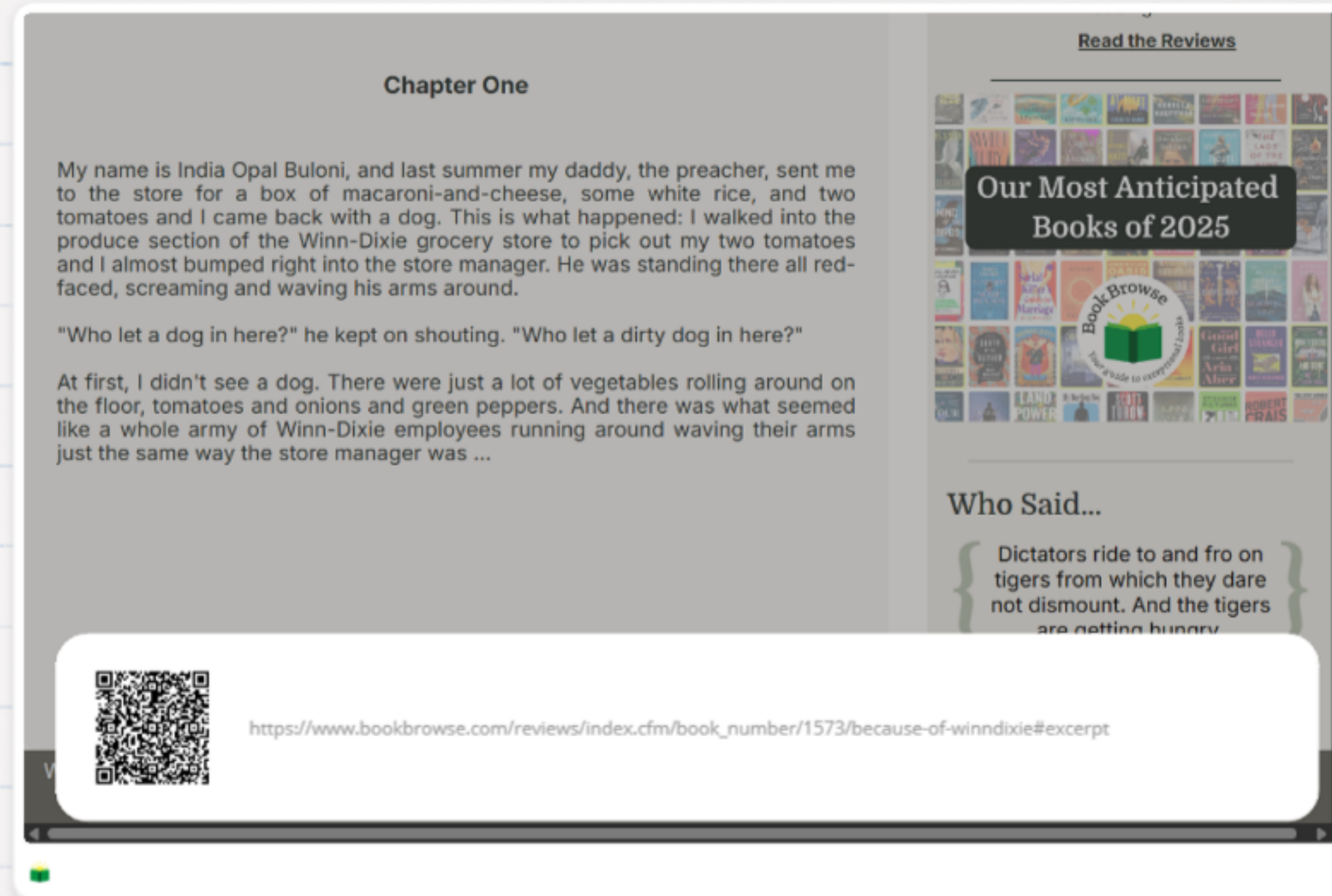
I feel at doing this independently.

Collaborate with other learners to create a summary of your learning.

I feel at doing this independently.

Our extract

Start by reading through this extract from the book 'Because of Winn-Dixie'.



Understanding the important parts

Task: Read the extract, use screenshots, add these to a blank page and highlight and annotate information in answer to these questions:

1. Who are the main characters? What do we know about them?
2. Where have we seen this in the text?
3. What are the main events? Where can you see these in the text?
4. What are the settings in the story? What are these places like?

Psst... it's your choice how to do this, you can use any of the boards in the classroom, your own device or even paper.

So, what's it all about?

Let's expand on the document you've just made...

What do you think is the theme of the story? Use your annotations and label which evidence from the text supports this.

Then, let's do a poll and vote, did your classmates agree with you?

Student-led feedback

Have a look at the work of the person next to you, have they answered these questions? Write your feedback on a sticky note next to their work.

1. Who are the main characters? What do we know about them?
2. Where have we seen this in the text?
3. What are the main events? Where can you see these in the text?
4. What are the settings in the story? What are these places like?

What does everyone else think?

Choose either:

- The 'reviews' section on the web page
- A large language model
- An internet search

Find sources that support your idea of the theme and screenshot/embed them into your mind map. How reliable are each of these sources? Is the information fact or opinion? Now, leave your own review or reply to someone else's!

What are the ethical considerations of AI?

We've just used AI to find some information, but AI presents some ethical challenges, for example, how authentic is the information? Is it biased? Let's discuss and write our ideas below:

Let's look at our learning objectives again:

Identify the main events, characters, and settings in a story.

Explain the central theme of the story using text evidence and annotations.

Compare your ideas to those of other readers and reviews.

Collaborate with other learners to create a summary of your learning.

Have a look at the document you made at the beginning of the lesson. Update it.
How confident do you feel regarding these objectives now? Remember to 'throw' it back to the board!

The final project: What's the theme?

You will work with a learner from another class via video call to put all of your ideas together. Make sure to cover the characters, setting, themes, and significant events. You can present this however you like: it could be on myViewBoard, recorded videos of you speaking, or on paper. However, evidence **MUST** be included.

You have the rest of the lesson to do this; let's get started!



Extension: how could this be different?

Use myViewBoard to digitally tell a story based on one of the ideas below. You could create a comic strip, embed videos, draw or write your ideas.

How would this theme look in a different time period or place?

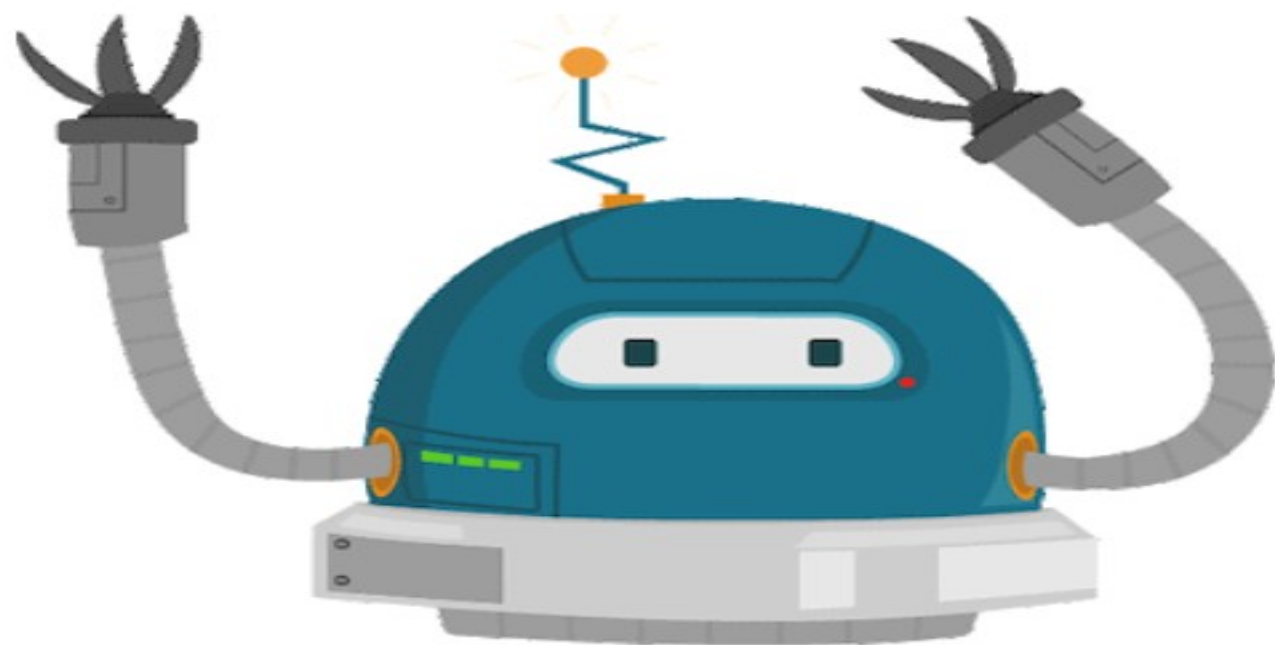
Could the story be adapted as a comic, animation, or digital diary?

What new characters or settings would reinforce the theme?

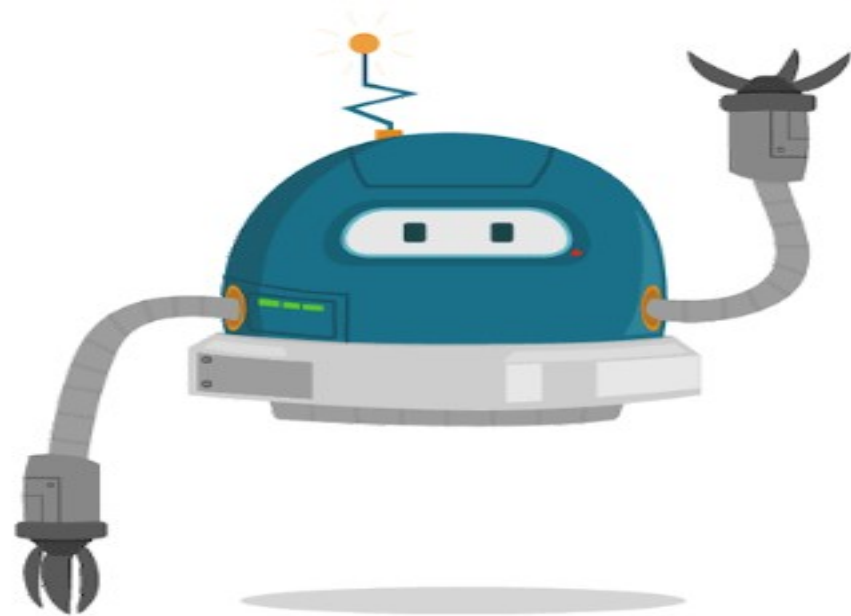
When you're finished, present your ideas to the class!



Active Algorithms!



What is an algorithm?





https://www.youtube.com/embed/r_Rsu6Av1Vk



Algorithms

An Algorithm is a Set of Steps: Like following a recipe, an algorithm is a list of instructions to solve a problem or complete a task.

Examples in Daily Life: Brushing teeth or making a sandwich are examples of simple algorithms.

Importance of Order: Following the steps in the correct order helps achieve the right result.

Used by Computers: Algorithms help computers solve problems and make decisions.



Dancing


Step-by-Step Moves: Just like an algorithm, a dance routine is a series of steps you follow to get the right outcome.

Order Matters: In dancing, if you mix up the steps, the routine doesn't look right—just like an algorithm that must follow the steps in the right order.

Practice and Precision: Dancers practice each step to perform smoothly. Algorithms work best when each step is carefully followed.

The Triangle





Your Challenge!

As you watch the dance, try to spot the steps by noticing any patterns that repeat. This is like figuring out the “algorithm” for the dance.

To help you, here are some tips:

Look for Patterns: Focus on any moves that keep coming back.

Count the Beats: Listen to the music and count along to see when each move happens.

Observe Each Dancer: Pay attention to what each dancer does.

Get Up and Try: Stand up and give the dance a go!